

Line reactor, three-phase
ALR3 40-2/20 - no longer available




Image shows ALR3 40-2/20

Advantages

Use as line reactor, commutating reactor or PFC reactor
Ensuring the short-circuit voltage of 2 % to the mains
Power harmonic damping
Starting current limitation
Increases the service life of consumers
Low ripple
Briding voltage dips
Peak current limitation
Very good corrosion protection and low noise thanks to BLOCKIMPEX vacuum impregnation
Multifunctional fixing rail

Applications

Line reactor to minimize mains pollution, to reduce the reactive-power components and charging currents in the DC link capacitor and to improve the $\cos(\phi)$.


Standards

Line- and commutation reactor to
DIN EN 61558-2-20, IEC 61558-2-20, UL 506, CSA 22.2

Approvals



UL 506, CSA 22.2

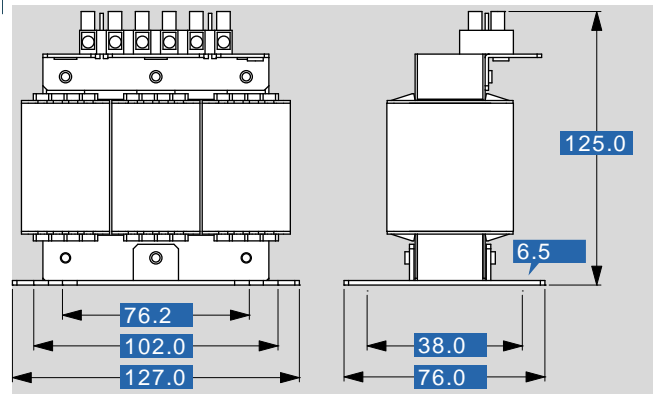


Line reactor, three-phase

ALR3 40-2/20 - no longer available

Type		ALR3 40-2/20 - no longer available
Electrical data	Operating data	
	Rated voltage	3 x 400 Vac
	Rated voltage (IEC)	3 x 690 Vac
	Rated voltage (UL)	3 x 600 Vac
	Short circuit voltage uK	2.0 % @ 400 Vax
	Voltage drop	4.6 Vac
	Rated current	20 A
	Rated frequency	50 - 60 Hz
	Inductance	0.610 mH
	Inductance deviation	±10%
	Approvals	
	Approvals	cURus
	Environment	
	Ambient temperature	-10 °C to +40 °C
Type of cooling	AN	
Safety and protection		
Type	Open type	
Insulation class	IEC=F, UL=class 155	
Protection index	IP 00	
Safety class (prepared)	I	
Test voltage	4000 Vac	
Order numbers		
Order Number	ALR3 40-2/20 - no longer available	

Type		ALR3 40-2/20 - no longer available
Mechanical data	Terminal and mounting	
	Terminals phase	Europe terminal, 6 mm ²
	Terminals PE	for M5
	Fixing method	Fixing rail
	Fixing screws	M6
Measures and weights		
Weight	2.00 kg	



Subject to change.