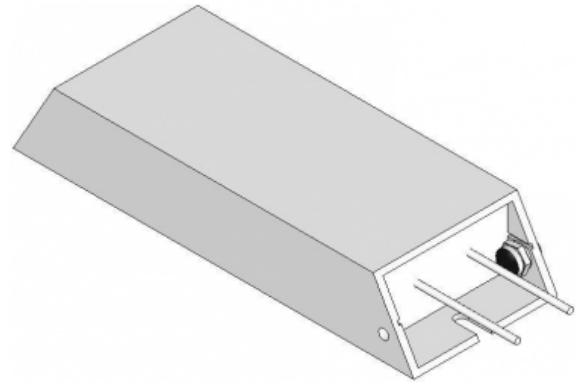



RH-0780W040-10-UL-T

Compact Resistor

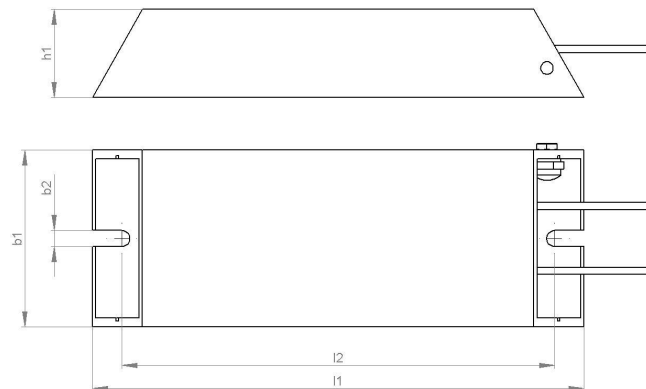
cRUus



Article-No.		02 31217 2 0006
Type		GWS 217-60x30-K
Pulse Power (W) $T_a \sim 50^\circ\text{C}$	c.d.f. 6 %*	2250
referred to a	c.d.f. 10 %	1500
cycle duration of 120 s	c.d.f. 15 %*	1250
Approximate value (depending on resistance)	c.d.f. 25 %*	750
	c.d.f. 40 %*	500
Nominal continuous power (W) $T_a \sim 50^\circ\text{C}$		250.0
Resistance Values at 20°C (Ohm)		40.0
Tolerance of resistance at 20°C		$\pm 10\%$
Degree of protection (EN 60529) (in the accordingly screwed on state)		IP 20
Max. permissible operating voltage		EN 900 V DC
Cooling		natural convection
Housing temperature at nominal continuous power $T_a \sim 50^\circ\text{C}$		$\sim 350^\circ\text{C}$
Electrical terminal		2 x AWG16 / $l=30$ cm
Temperature switch		200°C / 2 x AWG22 / $l=30$ cm
Operation temperature range		$-25 \dots +50^\circ\text{C}$
Testing voltage		2.7 kV AC 1 s
Approvals/markings		UL; CSA
Mounting positions		

Subject to technical modifications

DATA SHEET



Article-No.		02 31217 2 0006
Type		GWS 217-60x30-K
Length [mm]	l1	217
	l2	200
Width [mm]	b1	60
Height [mm]	h1	30
Weight approx. [kg]		0.78
Isolation resistance		>10 M Ohm
Last update		2011-05-20

Mounting instruction:

The distance between the two fixing points increase at 0,85 mm / 100 mm while heating (mounting with fixed and movable bearing).

The resistor should be protected by appropriate safety measures against overloading.

Do not mount the resistor with any obstruction in the air inlet or air outlet area.

Mount the resistor on a plane area.

The resistor has to be grounded.