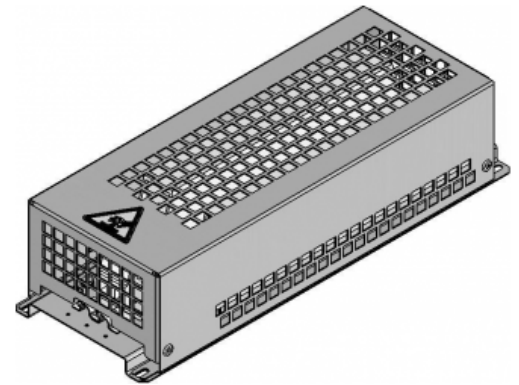



RH-0780W040

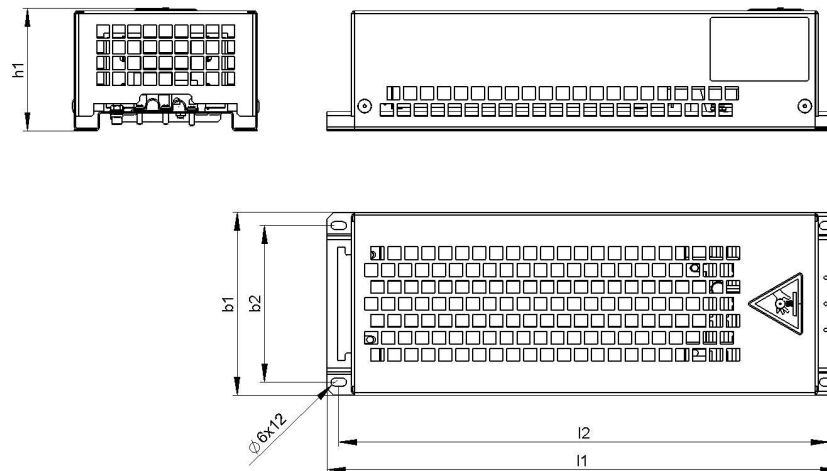
Compact Resistor



Article-No.		02 31226 2 0040	
Type		GWHE 2-267-60x30-K	
Pulse Power (W) $T_a \sim 50^\circ\text{C}$	c.d.f. 6 %*	4500	
referred to a cycle duration of 120 s	c.d.f. 15 %	2500	
Approximate value (depending on resistance)	c.d.f. 25 %*	1500	
	c.d.f. 40 %*	1000	
Nominal continuous power (W) $T_a \sim 50^\circ\text{C}$		500.0	
Resistance Values at 20°C (Ohm)		40.0	
Tolerance of resistance at 20°C		$\pm 10\%$	
Degree of protection (EN 60529) (in the accordingly screwed on state)		IP 20	
Max. permissible operating voltage		EN 900 V DC	
Cooling		natural convection	
Housing temperature at nominal continuous power $T_a \sim 50^\circ\text{C}$		$\sim 220^\circ\text{C}$	
Electrical terminal		socket terminal block 10 mm ² ; $T=105^\circ\text{C}$; PE M5	
Operation temperature range		$-25 \dots +50^\circ\text{C}$	
Testing voltage		2.7 kV AC 1 s	
Mounting positions			

Subject to technical modifications

DATA SHEET



Article-No.		02 31226 2 0040
Type		GWHE 2-267-60x30-K
Length [mm]	l1	<395
	l2	375
Width [mm]	b1	140
	b2	120
Height [mm]	h1	<95
Weight approx. [kg]		3.1
Isolation resistance		>10 M Ohm
Last update		2011-05-20

Mounting instruction:

The distance between the two fixing points increase at 0,85 mm / 100 mm while heating (mounting with fixed and movable bearing).

The resistor should be protected by appropriate safety measures against overloading.

Do not mount the resistor with any obstruction in the air inlet or air outlet area.

Mount the resistor on a plane area.

The resistor has to be grounded.