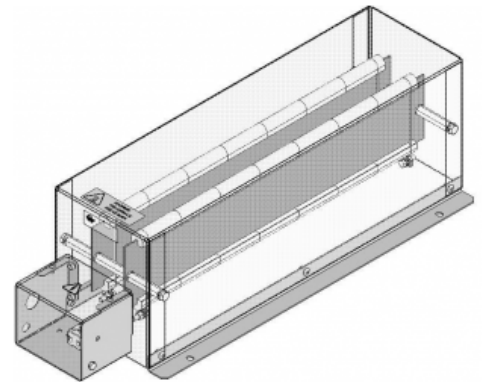



RH-6000W022-10-UL-T

Frame Resistor

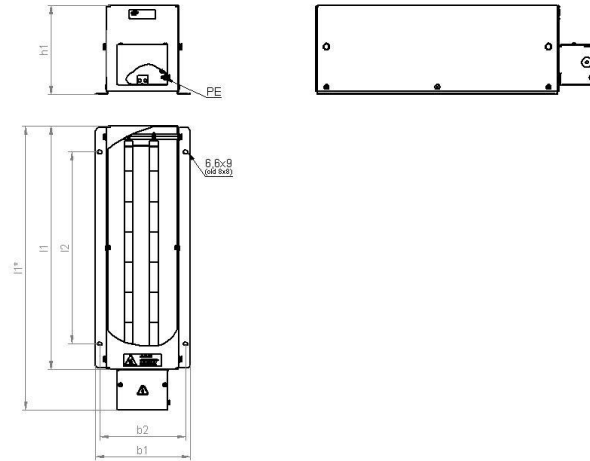
cRUus



Article-No.		02 41702 2 0078	
Revision Index		a 13-042	
Type		RFBs 2-7	
Pulse Power (kW) $T_a \sim 50^\circ\text{C}$ *referred to a cycle duration of 120 s Approximate value (depending on resistance)	c.d.f. 10 %*	4.5	
Nominal continuous power (kW) $T_a \sim 50^\circ\text{C}$		1.2	
Resistance Values at 20°C (Ohm)		22.0	
Tolerance of resistance at 20°C		$\pm 10\%$	
Degree of protection (EN 60529) (in the accordingly screwed on state)		IP 20	
Max. permissible operating voltage		EN 900 V DC	
Cooling		natural convection	
Housing temperature at nominal continuous power $T_a \sim 50^\circ\text{C}$		$\sim 210^\circ\text{C}$	
Electrical terminal		line up terminal 4 mm ² ; $T=105^\circ\text{C}$	
Temperature switch		120 °C / 0.5 ... 1.5 mm ²	
Operation temperature range		-25 ... +50 °C	
Testing voltage		2.7 kV AC 1 s	
Approvals/markings		UL; CSA	
Mounting positions			

Subject to technical modifications

DATA SHEET



Article-No.		02 41702 2 0078
Type		RFBs 2-7
Length [mm]	l1*	<570
	l1	<490
	l2	380
Width [mm]	b1	<190
	b2	170
Height [mm]	h1	<180
Weight approx. [kg]		3.5
Last update		2013-03-18

Mounting instruction:

The resistor should be protected by appropriate safety measures against overloading.

Do not mount the resistor with any obstruction in the air inlet or air outlet area.

The resistor has to be grounded.